

9.5-9.6 Circumference and Arc Length Notes  
Geometry 3313

Name Key  
Date \_\_\_\_\_ Period \_\_\_\_\_

**Learning Targets:**

- a. I understand the relationship between the circumference and the radius of circle.
- b. I can apply the circumference formula to solve problems.
- c. I can calculate the length of the arc in a circle.

**Exploration:**

Step 1: Use a piece of yarn to measure the circumference of the round object that your group was given. To do this, wrap the yarn around the perimeter of the circular object that your group was given and measure the length of your yarn using your ruler. Record your measurement in the table below using millimeters.

Step 2: Measure the diameter of your circular object and record your measurement in the table below using millimeters. Remember, the diameter is the largest chord of the circle.

Step 3: Find the ratio of the circumference and the diameter by dividing the circumference by the diameter. Round your answer to the nearest hundredth. Record that result in the table below.

Step 4: Have a member of your group record your group's data in the table on the Smartboard.

| Circumference<br>(mm) | Diameter<br>(mm) | Ratio $\frac{C}{d}$ |
|-----------------------|------------------|---------------------|
|                       |                  |                     |
|                       |                  |                     |
|                       |                  |                     |
|                       |                  |                     |
|                       |                  |                     |
|                       |                  |                     |
|                       |                  |                     |
|                       |                  |                     |

Based on the results of the class, what do you notice about the ratio of the circumference and diameter?

Is there a number that you know of that is approximately equal to what you discovered about the ratio of the circumference and diameter? Take this information and write it as an equation. Then, solve your equation for C.

$$(d)\pi = \frac{C}{d}(d) \rightarrow C = \pi d$$

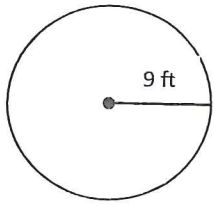
**Circumference Conjecture**

If C is the circumference and d is the diameter of a circle, then  $C = \pi d$

Since  $d = 2r$ , where r is the radius of the circle, then  $C = 2\pi r$

Find the circumference of each circle. Give the exact value and the decimal to the nearest tenth.

1.



$$r = 9$$

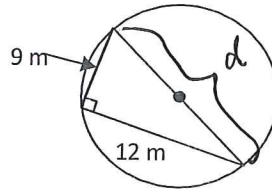
$$C = 2\pi r$$

$$C = 18\pi$$

Exact Circumference =  $18\pi$  ft

Decimal  $56.5$  ft

2.



$$9^2 + 12^2 = d^2$$

$$81 + 144 = d^2$$

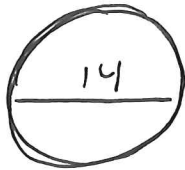
$$\sqrt{225} = \sqrt{d^2}$$

$$d = 15$$

Exact Circumference =  $15\pi$  ft

Decimal  $47.1$  ft

3. A child receives a new bike for his birthday which has 14 inch diameter wheels. His father puts it together for him and the child is able to briefly ride it before the front wheel falls off. If the tire rotated 11 times before the front wheel fell off, how many feet did the bike travel?



$$C = 14\pi$$

$$11(14\pi) = \boxed{483.8 \text{ ft}}$$

**Arc Length:** The portion of the circumference of the circle described by an arc, measured in units of length.

**Exploration:**

Step 1: For  $\widehat{AB}$ ,  $\widehat{CED}$ , and  $\widehat{GH}$ , find what fraction of the circle each arc is.

Step 2: Find the circumference of each circle.

Step 3: Combine the results in Steps 1 and 2 to find the length of each arc. ← Multiply

|                 | Circle                            | Fraction of the Circle | Circumference of the Circle | Arc Length                                       |
|-----------------|-----------------------------------|------------------------|-----------------------------|--|
| $\widehat{AB}$  |                                   | $\frac{90}{360} =$     | $24\pi$<br>Exact<br>$6\pi$  | $\frac{90}{360} (24\pi) =$<br>$18.8 \text{ m}$   |
| $\widehat{CED}$ |                                   | $\frac{180}{360}$      | $8\pi$<br>Exact<br>$4\pi$   | $\frac{180}{360} (8\pi) =$<br>$12.6 \text{ in}$  |
| $\widehat{GH}$  |                                   | $\frac{140}{360}$      | $72\pi$<br>Exact<br>$28\pi$ | $\frac{140}{360} (72\pi) =$<br>$88.0 \text{ ft}$ |
|                 | Radius = $r$<br>Arc Measure = $m$ | $\frac{m}{360}$        | $2\pi r$                    |  |

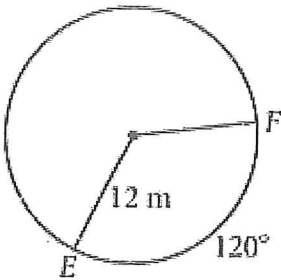
$m$  is arc measurement in degrees

**Arc Length Conjecture**

If  $C$  is the circumference of a circle, then Arc Length =  $\frac{m}{360} (C)$

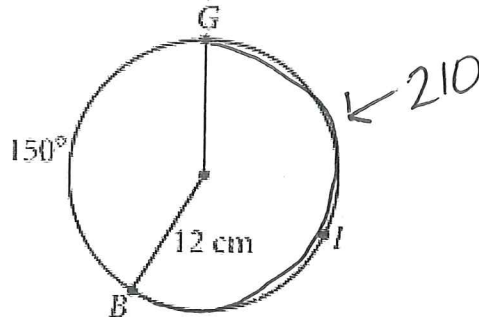
Answer each of the following. Round your answer to the nearest tenth if necessary.

4. Find the length of  $\widehat{EF}$ .



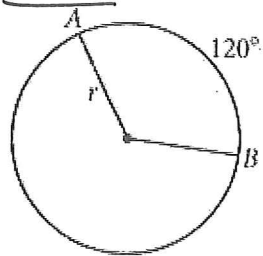
$$\frac{120}{360} (24\pi) = 25.1 \text{ m}$$

5. Find the length of  $\widehat{BG}$ .



$$\frac{210}{360} (24\pi) = 44.0 \text{ cm}$$

6. If the length of  $\widehat{AB}$  is  $6\pi$  mm, find the radius.

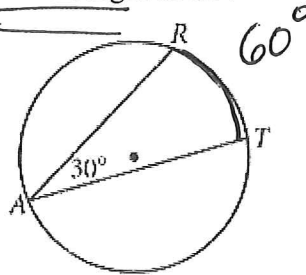


$$\frac{120}{360} (2\pi r) = 6\pi (360)$$

$$\frac{240\pi r}{240\pi} = \frac{2160\pi}{240\pi}$$


$$r = 9 \text{ mm}$$

7. If the diameter of the circle is 18 ft, find the length of  $\widehat{RT}$ .



$$\frac{60}{360} (18\pi) = 9.4 \text{ ft}$$

8. If a circle has an arc with measure of  $160^\circ$  and arc length of  $12\pi$  inches, find the circle's diameter.



$$\frac{160}{360} (\pi d) = 12\pi (360)$$

$$\frac{160d}{360} = \frac{4320}{160}$$

$$d = 27 \text{ inches}$$

